

PROJECT:

TYPE:

LOCATION:

CAT:



Description

Class 2, wet location, constant voltage driver in either 12V DC or 24V DC outputs inside ventilated metal housing

Features

- Class 2 12V or 24V constant voltage driver inside metal housing
- Available wattages include 60W and 80W
- Dimmable with standard leading edge dimmers (aka forward phase, MLV, Incandescent, TRIAC and trailing edge dimmers (aka 2-wire reverse phase, ELV)
- 1/2" knockouts on both primary and secondary ends
- cETLus Listed (Wet locations*)
- RoHS Compliant
- Input via 5" 18AWG SJOW x3C conductors
- Output via 5" 18AWG SJOW x2C conductors

Mounting

Use built-in mounting tabs for attaching to flat surface

Applications

Suitable for LED lighting

Technical Information

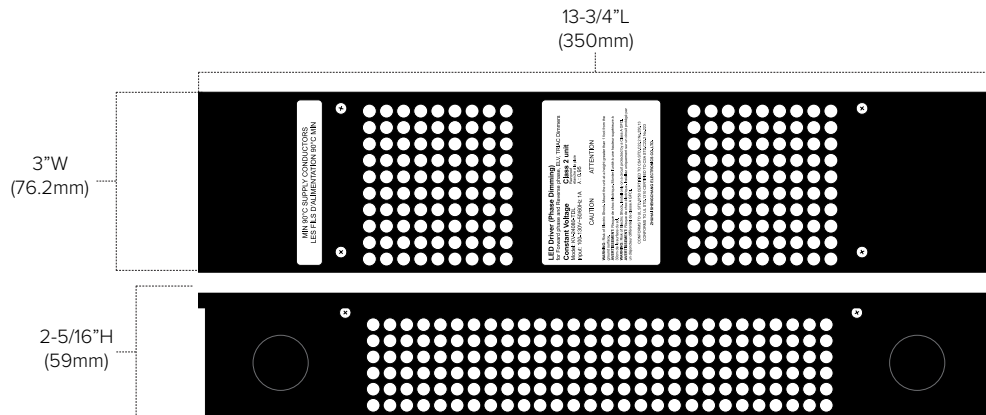


Model	ELV-60J-12	ELV-60J-24	ELV-80J-12	ELV-80J-24
Output DC Voltage	12V DC	24V DC	12V DC	24V DC
Output Current at Max Load	5A	2.5A	6.67A	3.33
Maximum Load	60W		80W	
Minimum Load	1W (non-dimming); 36W (dimming)		1W (non-dimming); 48W (dimming)	
Input Voltage Range	100-130V AC			
Input Current at Max Load	0.779A		1.02A	
Frequency Range	50/60Hz			
Efficiency	>84%			
Dimming	Dimmable with most standard leading edge dimmers (MLV, Incandescent, TRIAC) and trailing edge dimmers (aka 2-wire reverse phase, ELV)			
Over Current Protect	Yes			
Short Circuit Protect	Yes			
Over Voltage Protect	Yes			
Over Temp Protect	Yes			
Operating Temperature	-22°F to 122°F (-30°C to 50°C)			
Rating	Class 2; cETLus Listed; Wet locations*; RoHS Compliant; FCC Compliant			

*Must be mounted higher than 1 foot off the ground

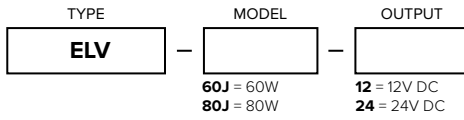
ELV Series drivers are compatible with Prizm lighting control systems, Crestron® lighting control systems, and Vantage by Legrand® lighting control systems

Dimensions



Ordering Information

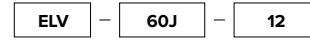
ELV Series Driver



ELV Wet Location* Series Drivers Include

(1) Constant Voltage Power Supply with Metal Housing

Example Part # ELV-60J-12



*Must be mounted higher than 1 foot off the ground

NOTES
