

PROJECT: TYPE:

LOCATION: CAT:



Description

Class 2 constant voltage driver in either 12V DC or 24V DC outputs

Features

- 12V or 24V DC constant voltage hardwire driver; 30W capacity
- Non-dimmable on primary side; Utilize secondary side for Prizm controls or PWM dimming
- Universal AC input / Full Range
- Protections: Over Current / Short Circuit / Over Voltage / Over Temperature
- Built-in constant current limiting circuit
- Fully isolated plastic case with terminal block style of I/O
- Class 2, Class II (no FG)
- Built-in terminal block with strain relief screw-down cover

Mounting

Set upon flat surface or house in an enclosure

Applications

Suitable for LED lighting

Warranty

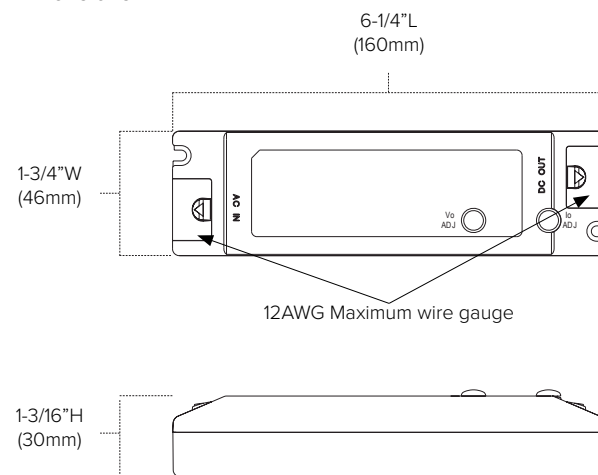
2 years

Technical Information



Model	LED-DR30-12	LED-DR30-24
Output DC Voltage	12V DC	24V DC
Rated Current	2.5A	1.25A
Maximum Load	30W (non-dimming); 27W (dimming*)	
Minimum Load	6W (non-dimming); 1W (dimming*)	
Input Voltage Range	100-240V AC (0.45A)	
Frequency Range	50/60Hz	
Power Factor	PF>0.95/115V AC, PF>0.9/230V AC at full load	
Efficiency	82.5%	84%
Dimming	Non-dimmable on primary side; Utilize secondary side for Prizm controls or PWM dimming*	
Over Current Protect	Constant Current limiting, recovers automatically after fault condition is removed	
Short Circuit Protect	Hiccup mode, recovers automatically after fault condition is removed	
Over Voltage Protect	Shut down o/p voltage, re-power on to recover	
Over Temp Protect	Shut down o/p voltage, re-power on to recover	
Operating Temp	-22°F to 122°F (-30°C to 50°C)	
Operating Humidity	20 ~ 95% RH non-condensing	
Rating	Class 2; cULus for indoor use only; RoHS Compliant	

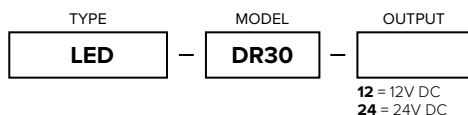
Dimensions



*Utilize Prizm controller + receiver combo on secondary side (sold separately); PWM dimming will consume ±3W internally

Ordering Information

LED-DR30 Driver



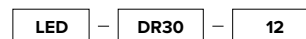
LED-DR30-12 includes:

(1) 12V DC Constant Voltage Power Supply


LED-DR30-24 includes:

(1) 24V DC Constant Voltage Power Supply

Example Part # LED-DR30-12

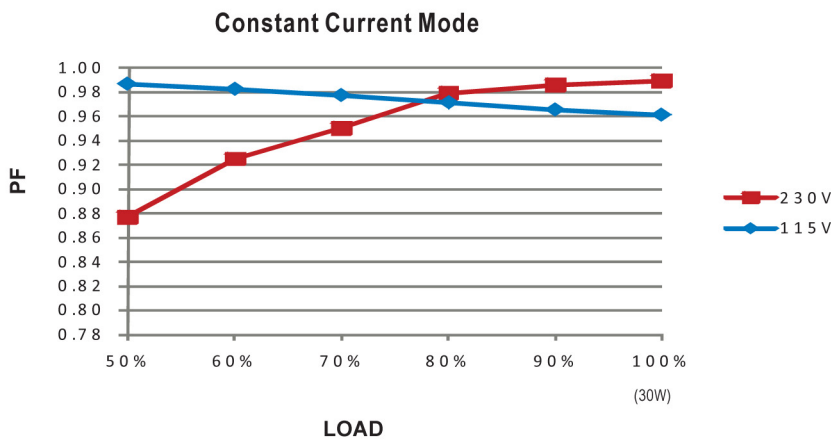


Accessories

Image	Part Number	Description
	ENCL-11	Galvanized steel wiring enclosure; 11-1/2"L x 1-7/8"W x 1-3/4"H

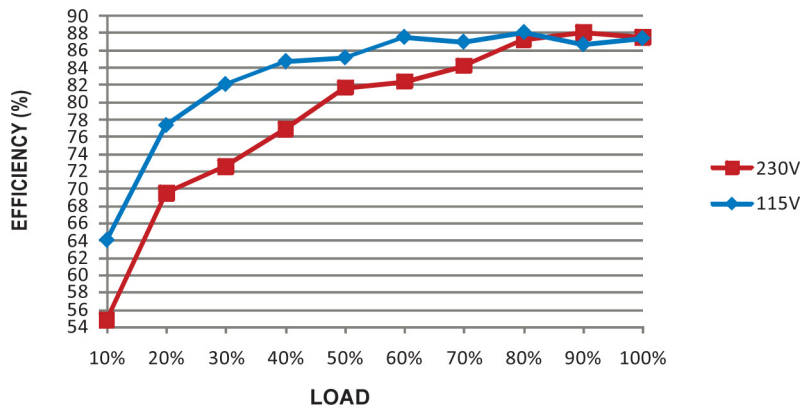
Additional Information

Power Factor Characteristic



EFFICIENCY vs LOAD (48V Model)

PLC-30 series possess superior working efficiency that up to 85.5% can be reached in field applications.



NOTES
