

PROJECT: TYPE:

LOCATION: CAT:

Description

Economical and versatile wet location tape light in color changing RGB

Features

- Submersible (IP68) rating
- Cuttable once per reel; maintains IP68 rating when all ends are sealed with IP68 end caps and silicone
- Linking accessories, controllers, receivers, power supplies, and extrusions are available for tape light (sold separately)

Mounting

Mounting clips

Applications

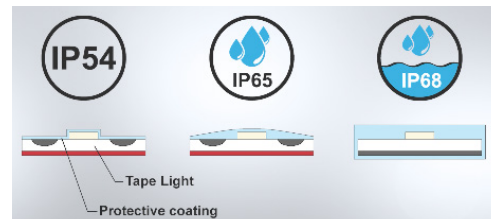
Task or accent lighting, edge lighting, cabinetry, shelving, coves, staircases, toe kicks, railings, display cases



Technical Information

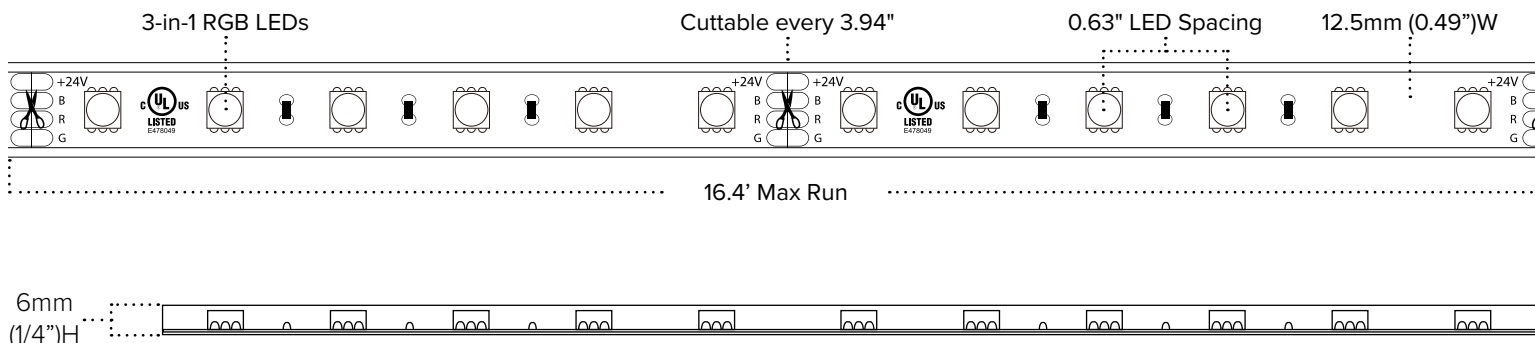


IP Rating	IP68 (void if cut)
Voltage	24V DC
CCT	3-in-1 RGB
CRI	N/A
Wattage	4.4W/ft
Lumens	140lm/ft
Max Run	16.4ft
Cutting	3.94" (Once per reel - must be sealed with IP68 end caps and silicone)
Dimming	controllers or most low-voltage electronic dimmers / ELV Drivers
LED Type	LEDs spaced every 0.63"
Beam	120°
Operating Temp	5°C (41°F) to 70°C (158°F)
Ambient Temp	-20°C (-4°F) to 40°C (104°F)
Rating	cULus Listed, wet locations
Rated Life	50,000 Hours



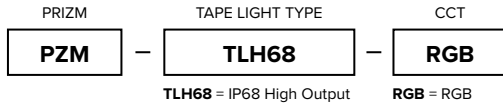
When using standard snap connectors, it is recommended to scrape off the coating from each conductor to ensure a proper connection. When using heavy duty snap connectors, this is only necessary for IP65 and IP68 types.

Dimensions: TLH IP68 Submersible: RGB



Ordering Information

**24V 16.4ft Reels
TLH68-RGB
Series**






TLH68-RGB (IP68) 16.4ft Reels include:
Attached 6" lead with connector
(1) 24" IP68 power connector to bare wire
(1) TL-CLIPS-15 (bag of 15)

Recommended Power Supplies

SERIES	RATED POWER AVAILABLE
LED-DR Series	30W, 60W, 96W, 150W
ELV Series	30W, 45W, 60W, 80W
ADPT-DRJ Series	30W, 60W, 96W

Connection Accessories

Image	Part Number	Description
	TL-CLIPS-15	Mounting clips (Bag of 15)
	TL-4JUMP68-10	10ft IP68 Power-to-power jumper (4-wire)
	TL-4JUMP68-20	20ft IP68 Power-to-power jumper (4-wire)
	TL-ENDS65-10	IP68 End Caps (bag of 10)

NOTES
