

PROJECT: TYPE:

LOCATION: CAT:

Description

Economical and versatile tape light with tunable light output in high output, spec grade, and double row versions.

Features

- Unjacketed (IP54) rating
- Linking accessories, controllers, receivers, power supplies, and extrusions are available for tape light (sold separately)

Mounting

Surface mount via attached 3M adhesive tape, mounting clips, or aluminum extrusions (sold separately). Recommended use is to mount via an aluminum extrusion (sold separately) to allow proper dissipation of heat

Applications

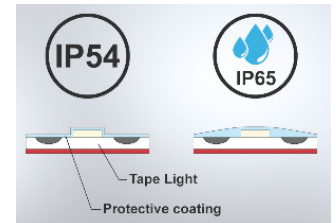
Task or accent lighting, edge lighting, cabinetry, shelving, coves, staircases, toe kicks, railings, display cases



Technical Information

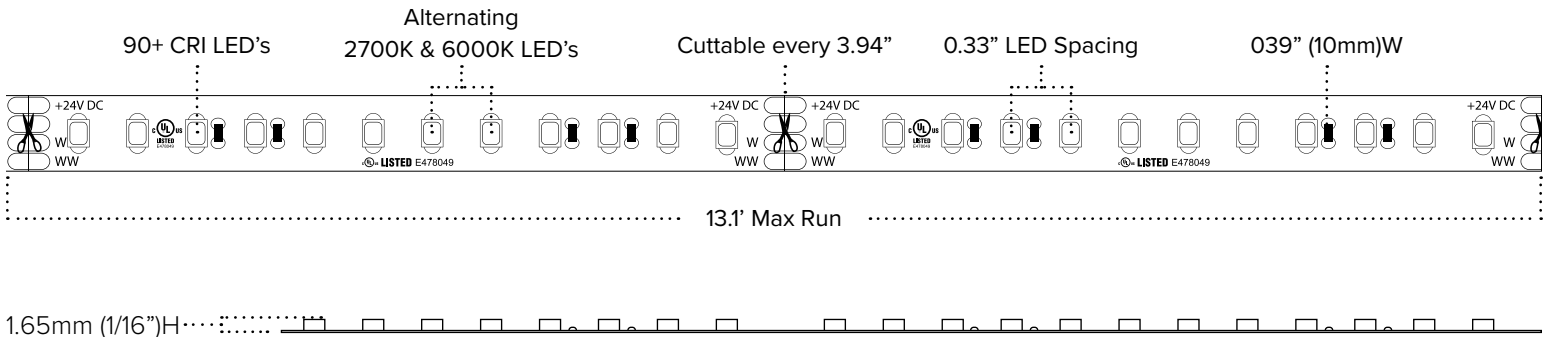


IP Rating	IP54
Voltage	24V DC
CCT	2700K-6000K Tunable CCT
CRI	90+
Wattage	up to 2.9W/ft
Lumens	255Lm/ft
Max Run	32.8ft
Cutting	3.94"
Dimming	Tunable CCT Controllers
LED	LEDs spaced every 0.33" (8.33mm)
Beam	120°
Operating Temp	-25°C (-13°F) to 40°C (104°F)
Rating	cULus Listed, dry & damp locations
Rated Life	50,000 Hours



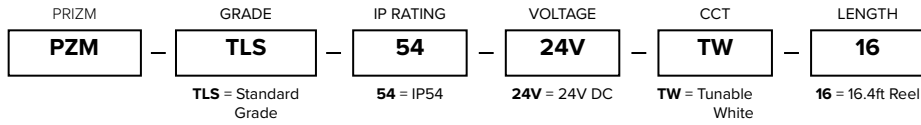
When using standard snap connectors, it is recommended to scrape off the coating from each conductor to ensure a proper connection. When using heavy duty snap connectors, this is only necessary for IP65 and IP68 types.

Dimensions: TLS IP54 Tunable CCT



Ordering Information

24V TLS Series Tunable White



TLS IP54 16.4ft Reels include:





Attached 3ft lead wire, (3) TL-4PWR Power feed snap connector to bare wires

TLS Standard Grade Tunable Tape Light is also available in Custom Cut (special order) lengths. Please contact us at: Quotes@PrizmLighting.com

Recommended Power Supplies

SERIES	RATED POWER AVAILABLE
LED-DR Series	30W, 60W, 96W, 150W
ELV Series	30W, 45W, 60W, 80W
ADPT-DRJ Series	30W, 60W, 96W

Connection Accessories

Image	Part Number	Description
	PZM-TL-4PWR-HD	IP54 Power feed "Heavy Duty" snap connector to bare wires (4pin, 20AWG wire); For dry, indoor location use only
	PZM-TL-4JUMP6-HD	6" IP54 Tape-to-tape "Heavy Duty" snap jumper (4pin, 20AWG wire); For dry, indoor location use only
	PZM-TL-4JUMP24-HD	24" IP54 Tape-to-tape "Heavy Duty" snap jumper (4pin, 20AWG wire); For dry, indoor location use only
	PZM-TL-4SPL-HD	IP54 In-line splice "Heavy Duty" snap connector (4pin); For dry, indoor location use only

NOTES
