

TLX SERIES TAPE LIGHT

24V Spec Grade Single Color

At full brightness, Spec Grade tape light offers up to 525 lumens per foot making for a perfect solution when lighting installs require bright and impactful impressions. The superior light output is best used in large open spaces in both residential and commercial applications and is available in multiple color temps with maximum runs lengths up to 13.1 feet.

- Specification grade output performance
- Available in 2400K, 2700K, 3000K, and 4000K
- Up to 96+ color rendering index
- Lumen output ranging from 280Lm to 525Lm per foot
- Cuttable every 1.97" with 13.1ft max run
- Easy installation featuring 3M VHB adhesive backing
- Available in IP54 & IP65 rating options
- Dimmable (5-100%) with most ELV, TRIAC dimmers
- cULus Listed for indoor dry/damp, and wet locations
- 50,000 hours rated life



PROJECT:
TYPE:
LOCATION:
CATALOG NUMBER:

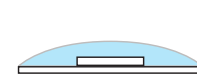


TLX SERIES QUICK SPECS	
VOLTAGE	24V
WATTAGE	7.8W / ft
LUMENS	Up to 525Lm / ft
CCT OPTIONS	2400K / 2700K / 3000K / 4000K
CRI	Up to 96+
MAX RUN	13.1ft
CUTTING POINTS	1.97" (50mm)
IP RATING	IP54 - Coated / IP65 - Jacketed
DIMMING	TRIAC / ELV (5 - 100%)
DIMENSIONS	0.39" (10mm) W x 0.06" (1.65mm) H
BEAM ANGLE	120°
OPERATING TEMP	5°C (41°F) to 70°C (158°F)
CERTIFICATIONS	cULus Listed - Dry / Damp Location
RATED LIFE	50,000 Hours

TLX SERIES IP RATINGS

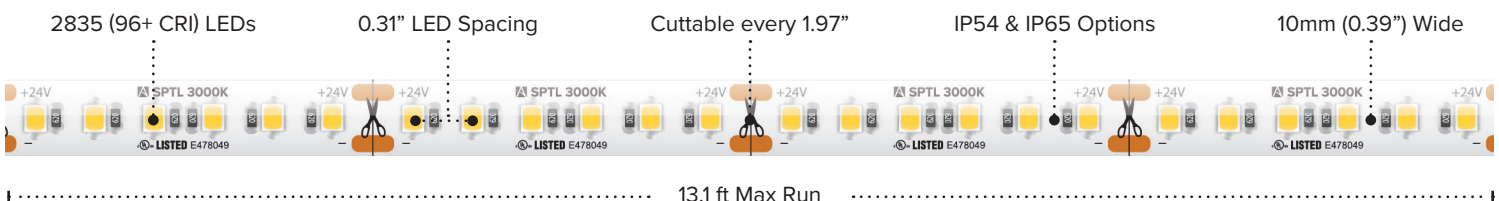


IP54 (Coated)
Features a light nano-coating applied to the tape light and LED's that protects from moisture and dust.
Best suited: Indoor dry & damp locations



IP65 (Jacketed)
Features a clear protective silicone jacketing that protects the tape light from sprayed water and dust.
Best suited: Indoor & Outdoor damp & wet locations

TLX SERIES QUICK LOOK



TLX SERIES ORDERING INFORMATION

Custom Cut Orders - Please Allow Up To 2-4 Weeks Order Processing & Delivery


ITEM NUMBER	VOLTAGE	CCT	LENGTH	LUMENS / FT	WATTAGE / FT	IP RATING	CRI	CUTTING	MAX RUN
PZM-TLX-54-24V-24K-13	24V	2400K	13.1 ft	410Lm / ft	7.8W / ft	IP54	94+	1.97" (50mm)	13.1 ft
PZM-TLX-65-24V-24K-13	24V	2400K	13.1 ft	390Lm / ft	7.8W / ft	IP65	94+	1.97" (50mm)	13.1 ft
PZM-TLX-54-24V-24K-CC	24V	2400K	Custom Cut	410Lm / ft	7.8W / ft	IP54	94+	1.97" (50mm)	13.1 ft
PZM-TLX-54-24V-27K-13	24V	2700K	13.1 ft	485Lm / ft	7.8W / ft	IP54	96+	1.97" (50mm)	13.1 ft
PZM-TLX-65-24V-27K-13	24V	2700K	13.1 ft	390Lm / ft	7.8W / ft	IP65	94+	1.97" (50mm)	13.1 ft
PZM-TLX-54-24V-27K-CC	24V	2700K	Custom Cut	485Lm / ft	7.8W / ft	IP54	96+	1.97" (50mm)	13.1 ft
PZM-TLX-54-24V-30K-13	24V	3000K	13.1 ft	495Lm / ft	7.8W / ft	IP54	96+	1.97" (50mm)	13.1 ft
PZM-TLX-65-24V-30K-13	24V	3000K	13.1 ft	480Lm / ft	7.8W / ft	IP65	94+	1.97" (50mm)	13.1 ft
PZM-TLX-54-24V-30K-CC	24V	3000K	Custom Cut	495Lm / ft	7.8W / ft	IP54	96+	1.97" (50mm)	13.1 ft
PZM-TLX-54-24V-40K-13	24V	4000K	13.1 ft	525Lm / ft	7.8W / ft	IP54	96+	1.97" (50mm)	13.1 ft
PZM-TLX-65-24V-40K-13	24V	4000K	13.1 ft	510Lm / ft	7.8W / ft	IP65	94+	1.97" (50mm)	13.1 ft
PZM-TLX-54-24V-40K-CC	24V	4000K	Custom Cut	525Lm / ft	7.8W / ft	IP54	96+	1.97" (50mm)	13.1 ft

13.1ft Reels (IP54) Include: Attached 3ft Lead Wire / (3) TL-CONKIT / (3) TL-BLKS / (3) HD Power Feeds / (3) HD Splice Connectors

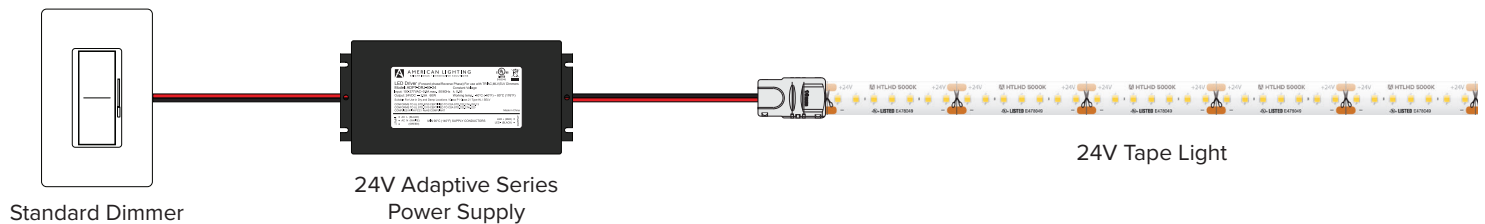
13.1ft Reels (IP65) Include: Attached 2ft IP65 Lead Wire +6" Conkit / Attached 2ft IP65 Tail Wire +6" Conkit / (3) HD Power Feeds / (3) HD Splice Connectors

SINGLE COLOR ACCESSORIES

ITEM NUMBER	DESCRIPTION
TL-CONKIT	Trulink 4-in-1 Connection Kit
TL-BLKS	Trulink 4-in-1 Connector Block (QTY 10)
TL-2PWR-HD	6" HD Power Feed
TL-2JUMP6-HD	6" HD Linking Cable
TL-2JUMP24-HD	24" HD Linking Cable
TL-2SPL-HD	HD Tape to Tape Splice Connector
TL-2JUMP65-5	6" IP65 Linking Cable
TL-2JUMP65-1	12" IP65 Linking Cable
TL-2JUMP65-2	24" IP65 Linking Cable
WIRE-15-2PIN	15ft (20/2) Wire Spool
RCWY-PVC-1M	1m Plastic Wire Cover Raceway
INLINE-SC-CTRL	Simple Select In-line Controller (Single Color)



TLX SERIES QUICK SET-UP



RECOMMENDED POWER SUPPLIES

ITEM NUMBER	DESCRIPTION	MAX / MIN LOAD	INPUT VOLTAGE	OUTPUT VOLTAGE	DIMMABLE	DIMENSIONS
ADPT-DRJ-30-24	Adaptive Series 30W	30W / 3W	100-277V AC	24V	Yes*	6.49"L x 3.6"W x 1.02"H
ADPT-DRJ-60-24	Adaptive Series 60W	60W / 6W	100-277V AC	24V	Yes*	7.4"L x 3.6"W x 1.02"H
ADPT-DRJ-96-24	Adaptive Series 96W	96W / 9.6W	100-277V AC	24V	Yes*	8.66"L x 3.6"W x 1.61"H
ADPT-DRJ-192-24	Adaptive Series 192W (2 x 96W)	192W / 19.2W	100-277V AC	24V	Yes*	10.94"L x 4.25"W x 1.8"H
ADPT-DRJ-288-24	Adaptive Series 288W (3 x 96W)	288W / 28.8W	100-277V AC	24V	Yes*	11.85"L x 4.25"W x 1.8"H

Phase Dimming Compatible With Most MLV, ELV, and TRIAC Dimmers